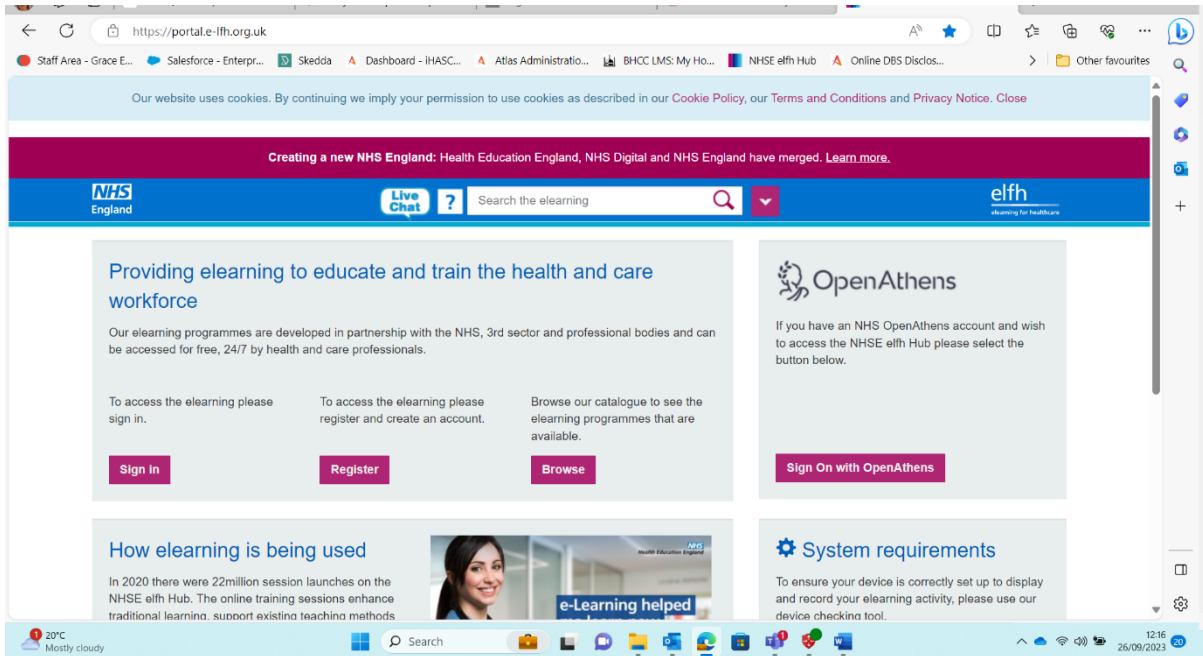
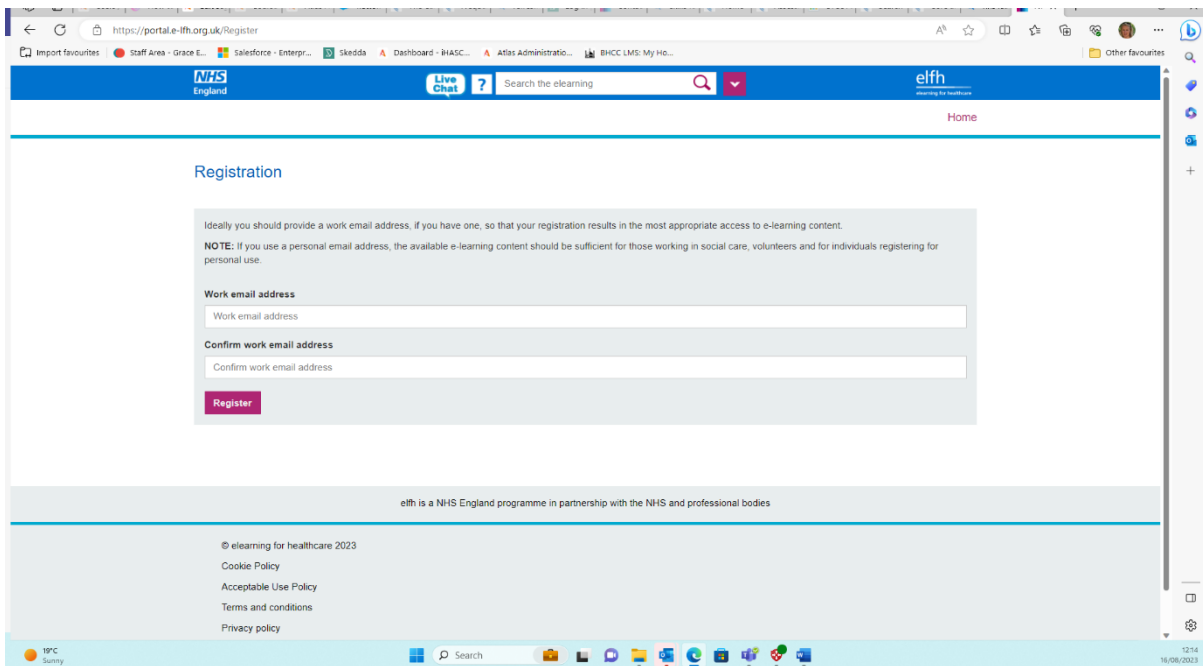


# NHS Portal Login

Go to; [NHSE elfh Hub \(e-lfh.org.uk\)](https://portal.e-lfh.org.uk)



## Registering (for those of you that do not already have an account);



Click on 'register' to set up an account.

Select from the following and then click on register:

The screenshot shows a web browser window with the URL <https://portal.e-efn.org.uk/Register>. The page is titled "efn" and contains two main sections:

- About you:** A list of radio buttons for selection:
  - I am registering for access to COVID-19 resources
  - I work in a Dental Practice or University Dental School that provides NHS care
  - I work in social care
  - I am eligible for an NHS OpenAthens account
  - I am an active volunteer or I am interested in volunteering
  - None of the above apply to me
- I work in a care setting:** A section for entering care details:
  - Text: "Please enter the care home/hospice address and registration code supplied to you by your employer."
  - Text: "Tell us which care setting you work in:"
  - Dropdown menu: "GRACE EYRE CHOICES SUSSEX, NHS BRIGHTON AND HOVE CCG (SOCIAL CARE SITE)"
  - Text: "Your care setting registration code"
  - Text input field: "ND-VNEVA"
  - Red button: "Register"
  - Text: "If you don't have a code..."
  - Text: "If you don't have a registration code, then they need to contact efn directly. efn can either give the employer the registration code or arrange a bulk upload of all staff."

At the bottom of the page, there is a footer with the text: "efn is a NHS England programme in partnership with the NHS and professional bodies". Below this, there are links for: "© elearning for healthcare 2023", "Cookie Policy", "Acceptable Use Policy", "Terms and conditions", "Privacy policy", "Accessibility", and "Contact us". The Windows taskbar at the bottom shows the date and time as 12:16 on 16/08/2023.

Care Setting definition;

Care Setting – **GRACE EYRE CHOICES SUSSEX, NHS BRIGHTON AND HOVE CCG (SOCIAL CARE SITE)**

Care setting registration code – **ND-VNEVA**

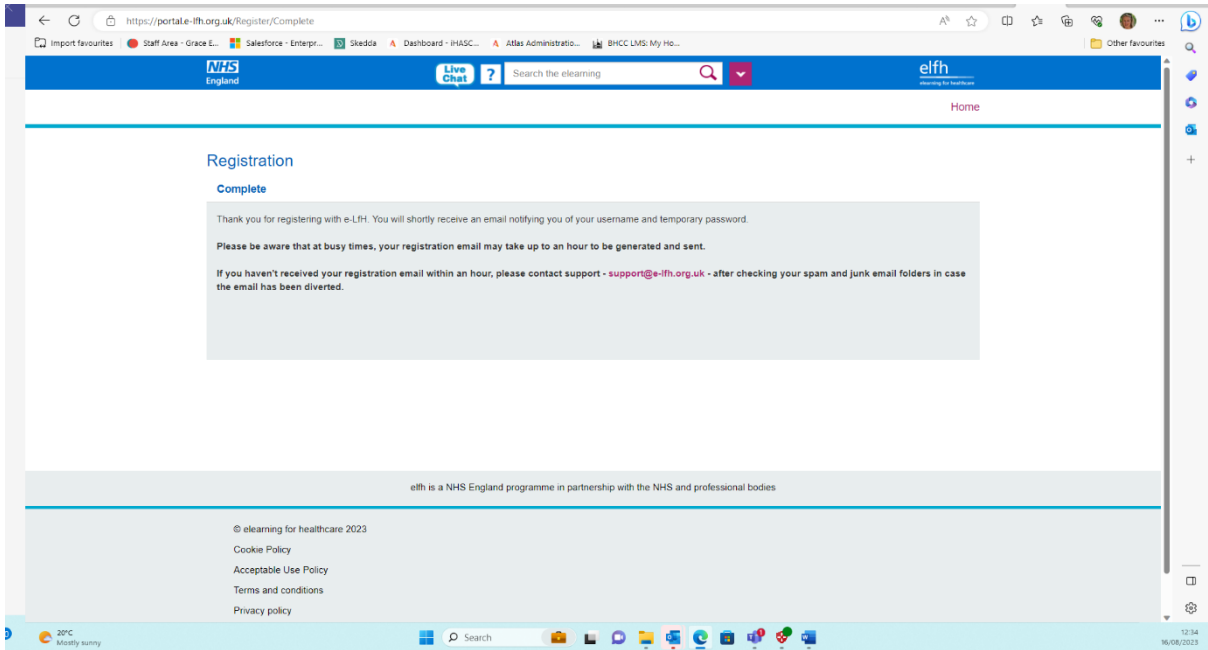
Complete this section and then click on 'register':

The screenshot shows a web browser window with the URL <https://portale-lfh.org.uk/Register/Details>. The page title is "Registration Details". The form is divided into three main sections:

- Your details:** This section contains six input fields arranged in two columns. The left column includes "Email address" (with the value "training@grace-eyre.org"), "First name", and "Last name". The right column includes "Secondary email address", "Preferred name", and "Country" (a dropdown menu with "Select Country..." as the current selection).
- Your Current Role:** This section contains three input fields. The first is "Job Role (Staff Group)" (a dropdown menu). The second is "Grade" (a dropdown menu with "Select Grade..." as the current selection). The third is "Primary Speciality" (a dropdown menu with "Select Speciality..." as the current selection).
- Place of work:** This section contains two input fields. The first is "Start date" (with the value "16 Aug 2023" and a calendar icon). The second is "Place of work" (with the value "GRACE EYRE CHOICES SUSSEX, 39 MONTEFIORE ROAD, EAST SUSSEX, BN3 6EP").

The browser's taskbar at the bottom shows the system tray with the date "16/08/2023" and time "12:16". The taskbar also displays several application icons, including the Start menu, Search, and various utility programs.

Confirmation of registration:



You will receive an email confirming your registration which will then enable you to login to the NHS Portal

